

LEAD ACID SOLAR TUBULAR BATTERIES



Lento uses premium technology and high grade materials in these lead acid tubular batteries to deliver maximum power for extended durations and have an appreciably longer life span. These batteries are specifically suitable for powering up UPS and inverters.

Lento flooded lead acid batteries are environment-friendly, highly reliable in performance and are low in cost. Here again our extensive research and development wing has helped us create batteries customized to suit Indian operating conditions. These flooded batteries are perfect for use in battery powered vehicles and to power inverters as well as for telecom use.

Salient Features

- Specially mixed corrosion resistant alloy for spines & grids.
- Tubular gauntlets of high brushing strength with high performance for positive plates.
- Low maintenance battery
- Specially designed vent plugs to trap electrolyte loss
- Good recovery from deep discharging.
- Long shelf life when left unattended for extended periods
- Long life cycle



LEAD ACID SOLAR TUBULAR BATTERIES

Technical Specification

Models	Capacity at 27 deg C	Dimension (±3MM)			Weight (Kg±5%)		Volume of Electrolyte (1.220 Sp. Gr)	Initial Charge Minimum AH Input (AH)	Initial Charge at Constant Current (A)		Constant Potential Limiting Current (Amps)	Trickle Charge Current in (mA)	
		Length	Width	Height	Dry	Filled			Liters	Start (Upto 2.3Vpc)		Finish (Upto 2.75 Vpc)	Min.
LSTB 8000	75 AH	504	218	254	18.3	32.5	14.5	7.5	3.7	265	12.5	65	260
LSTB 12000	100 AH	504	218	254	19.3	34	14	10	5	350	16.7	85	350
LSTB 14000	120 AH	500	187	416	28	54	20	12	6	420	20	105	420
LSTB 16500	150 AH	500	187	416	31	57	19.5	15	7.5	525	25	130	520
LSTB 20000	180 AH	500	187	416	35.5	60	19	18	9	630	30	155	625
LSTB 22000	200 AH	500	187	416	38.5	63	19	20	10	700	33.5	175	695
LSTB 24000	220 AH	500	187	416	41.5	66	18	22	11	770	36.6	190	765

* The height mentioned is upto terminal top

Lead Acid Solar Tubular Batteries




Models	Capacity at 27 deg C	Dimension (±3MM)			Weight (Kg±5%)		Volume of Electrolyte (1.220 Sp. Gr)	Initial Charge Minimum AH Input (AH)	Initial Charge at Constant Current (A)		Constant Potential Limiting Current (Amps)	Trickle Charge Current in (mA)	
		Length	Width	Height	Dry	Filled			Liters	Start (Upto 2.3Vpc)		Finish (Upto 2.75 Vpc)	Min.
LSB-120 36	120 AH	500	187	416	28	54	20	12	6	420	20	105	420
LSB-170 36	170 AH	500	187	416	31	57	19.5	15	7.5	525	25	130	520
LSB-200 36	200 AH	500	187	416	35.5	60	19	18	9	630	30	155	625
LSB-220 36	220 AH	500	187	416	38.5	63	19	20	10	700	33.5	175	695
LSB-240 36	240 AH	500	187	416	41.5	66	18	22	11	770	36.6	190	765

* The height mentioned is upto terminal top




Condition Of Fully Charged

- 3 consecutive hourly reading of specific gravity and voltage become constant
 - Top of charge voltage will be around 16.2V - 16.5V
 - All Cells should be gas freely
 - Minimum Ah has been given
5. Specific Gravity at fully Charged condition 1.240 +- 0.005 at 27 Deg C

PRODUCT FEATURES

-  Long shelf life when left unattended for extended periods
-  Acid Resistant Polyester Gauntlets
-  Pasted Negative Plates
-  High Porosity Envelope Separators
-  Tubular Positive Plates
-  Micro porous Ceramic Vent Plug

PRODUCT BENEFITS

-  Long design life
-  Rugged Performance
-  Very low maintenance
-  Longer life without charging
-  Can handle extreme weather conditions
-  More efficient and saves money

